

SPECIFICATIONS FOR ENDO STAPLERS

Endoscopic linear cutter having 60mm staple line, 57 mm cut line, with single-handed natural articulation (options of 15 degrees, 30 degrees, 45 degrees on either side), 3-point Gap control, 4- stroke firing with stroke indicator, 360-degree rotation. 340 mm shaft length with an inbuilt knife – (Normal Length). - 2

Battery Operated 60mm Articulating Endo Cutter with a disposable battery pack, for enhanced distal tip stability while firing, 360-degree rotation shaft and one-handed natural articulation up to 45 degrees, Precision Machined Anvil to deliver initial, system-wide compression, Wide Proximal to Distal Jaw Aperture (proximal 8mm, Distal 22mm), 3 Point Gap Control for alignment and calibration throughout the 60 mm staple line, Knife direction/reverse control to discontinue the firing and return the knife, interchangeable 6-row cartridge options of white, blue, gold, green and black, all fit down to 12mm trocar sleeve, 340 mm shaft length - 5

The endoscopic linear cutter cartridge has a 60mm staple line, Blue cartridge has a closed staple height of 1.5mm, compatible with the Endoscopic linear cutter 60mm. - 25

The endoscopic linear cutter cartridge has 60mm staple line, and the Gold cartridge has a closed staple height 1.8 mm, compatible with the Endoscopic linear cutter 60mm. - 2

The endoscopic linear cutter cartridge has 60mm staple line, and the Green cartridge has a closed staple height of 2mm compatible with the Endoscopic linear cutter 60mm. - 10

Optically guided bladeless trocar 12mm with bilateral tissue separators, optical tip to eliminate blind entry, clear ribbed cannula to enhance abdominal wall retention, recessed stopcock valve, funnel-shaped housing, duckbill secondary seal, integrated universal seal that eliminates the use of reducer, 100mm length. - 2

Bladeless trocar 15mm with bilateral tissue separators, optical tip to eliminate blind entry, clear ribbed cannula to enhance abdominal wall retention, recessed stopcock valve, funnel-shaped housing, duckbill secondary seal, integrated universal seal that eliminates the use of reducer, 100mm length. - 2

The sleeve of the optically guided bladeless trocar is compatible with optically guided bladeless trocar 12mm with bilateral tissue separators, optical tip to eliminate blind entry, clear ribbed cannula to enhance abdominal wall retention, recessed stopcock valve, funnel-shaped housing, duckbill secondary seal, integrated universal seal that eliminates the use of reducer, 100mm length. - 2

Prof. Avinash Agrawal
MD, IDCC, IFCCM, FICCM, FIACCM, FCCP (USA)
Head, Department of Critical Care
King George's Hospital

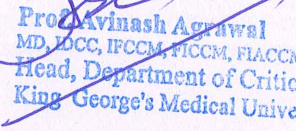

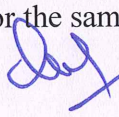
2

Prof. Avinash Agrawal
a service machine
MB, FCC, FCCM, FCCM, MACCM, FCCP (USA)
Head, Department of Critical care,
King George's Medical University, UP, LA

alternate arrangement to be made till the period of recovery of the breakdown of the unit, failing which attracts penal action as per the decision of institute/ hospital.

12. For offered equipment the Training of technical staff and users should be performed by Original Equipment Manufacturer trained Service Engineers at the proper designated place- at bidders' cost.
13. Company should quote their latest model and need to provide an affidavit for the same.
14. As a tendering process the Demonstration of the offered Equipment is Mandatory at hospital/institute premises or other designated places at the bidder's cost.
15. The bidder must comply with the General Financial Rules and their modifications if any issued by the Government of India- 2017.
16. Any bidder from a country that shares a land border with India will be eligible to bid in the tender only if the bidder is registered with the Competent Authority (i.e., Registration certificate issued by the Ministry of Commerce and Industry (Department for Promotion of Industry and Internal Trade- DPIIT after October 2020). If any such bidder is not registered with DPIIT they will be liable for technical disqualification.
17. Principal (OEM) must authorize only one agent to be quoted in the bid otherwise multiple quotes through different agents in the same bid will be canceled.
18. The Bidder and its OEM both have to submit a notarized affidavit on the Indian Non-Judicial Stamp Paper of Rs.100/- that the bidder has not quoted the price higher than the current financial year and last financial year supplied to any government Institute/ Organization/ reputed Private Organization. OEM also has to submit that the price quoted by the bidder in the bid is on its behalf and the lowest in the current and last financial year in the country. Therefore, if at any stage it has been found that the supplier and its OEM have quoted lower rates than those quoted in this bid; the Institute (the purchaser) would be given the benefit of lower rates by the Supplier and any excess payment if any, will become immediately payable to the Institute (the purchaser). If such an affidavit is not submitted, the bid will be outrightly rejected. (Part of technical bid).
19. Guarantee / Warranty Period: Separate offers of Comprehensive Maintenance Contract (CMC on main equipment) and Annual Maintenance Contract (AMC on main equipment) for further 5 years after expiry of 5 years of warranty (i.e., 6th, 7th, 8th, 9th and 10th years) in rupees only (and on basis of percentage of price) should be included in a financial bid in the absence of which the offer is liable to be rejected. Payment for CMC/AMC shall be made only after the expiry of the warranty of 5 years, in case the

Institute (the purchaser) decides for availing of CMC/AMC services. Contract for CMC/AMC shall be decided on expiry of warranty but rates (not more than 5% inclusive of all taxes for 6th to 10th year) will be frozen at the price of an issued purchase order before the release of payment by the Institute (the purchaser). However, the Institute (the purchaser) may decide not to enter into any CMC/AMC contract without assigning any reason for the same, which shall be binding upon the bid.



Prof. Avinash Agrawal
MD, DCC, IFCCM, FICCM, FIACCM, FCCP (USA)
Head, Department of Critical care,
King George's Medical University, UP, Lko.

